


## CBA 1: Creative Textiles

### SAMPLE 1: MOBILE

#### FEATURES OF QUALITY FOR CLASSROOM-BASED ASSESSMENT 1

See Junior Cycle Home Economics:  
[Guidelines for the Classroom-Based Assessments](#)

Sample of work





Sample of work





Sample of work

# Contents Page

- Statement of Brief
- Factors to be considered – Sustainability  
Principles of Design
- Research – pictures  
Practise Sewing pieces  
Stitches
- Solution – 2 possible Solutions  
2 tables
- Final solution – 2 Reasons for choice
- List of Resources – needle, pins, thread etc
- Flowchart / work plan
- Diary / Reflection
- Textile care Label



Sample of work

# Statement of Breit

Using the design breit design and make  
a textile based decoration for the home

IE must show evidence of

- > Sustainability
- > Principles of design
- > Hand stitching
- > Fabric embellishments techniques
- > Appropriate textile care and maintenance



Sample of work

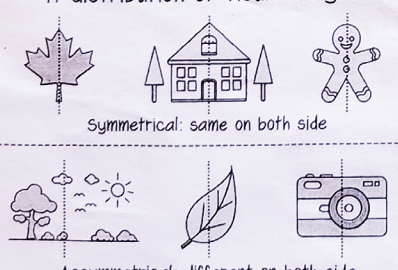
# Factors to be Considered

Sustainability focuses on meeting the needs of the present without compromising the ability of future generations to meet their needs.

For my project I am going to use old bamboo sticks and a shoe lace to keep it together and old felt and thread from previous projects

Back **BALANCE**

A distribution of visual weight



Symmetrical: same on both side


Asymmetrical: different on both side

Radial: designed around a central point

Balance is the distribution of an object's visual weight.

Back **EMPHASIS**

Grabbing attention



Contrast

Focus

Big, Bold, Capital Letters

Repetition

Color

Detail

Isolation

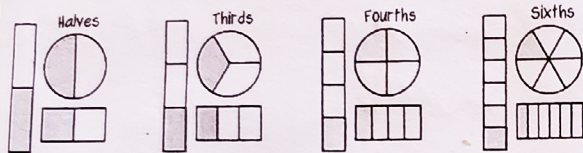
Emphasis creates the center of interest or focal point. It is the place where artists pull your eyes




Sample of work

Back **PROPORTION**

Showing size relationships



Proportional size



Scale changes the way we see things



Portrait

Distortion

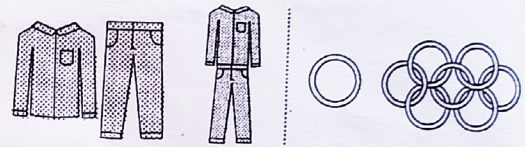
Exaggeration

Proportion is the relationship between the size of each part and the whole of the parts. A change in proportion can change the scale, which changes the way we see things.

Back

**UNITY**

Joining parts together

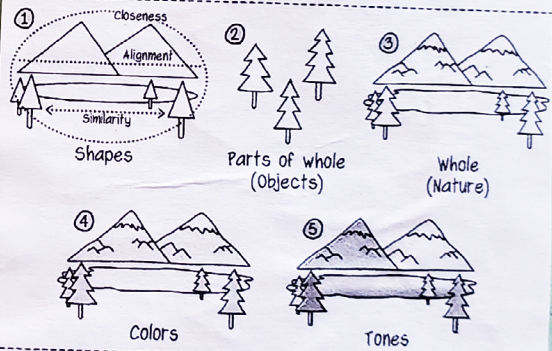


Parts

Whole

Part


Whole



Artists achieve unity when they join parts together to make them whole. The parts work together to create meaning. When each part has a clear relationship to the other parts, the design is unified. Parts that are close, aligned, or similar are easier to unify.



Sample of work

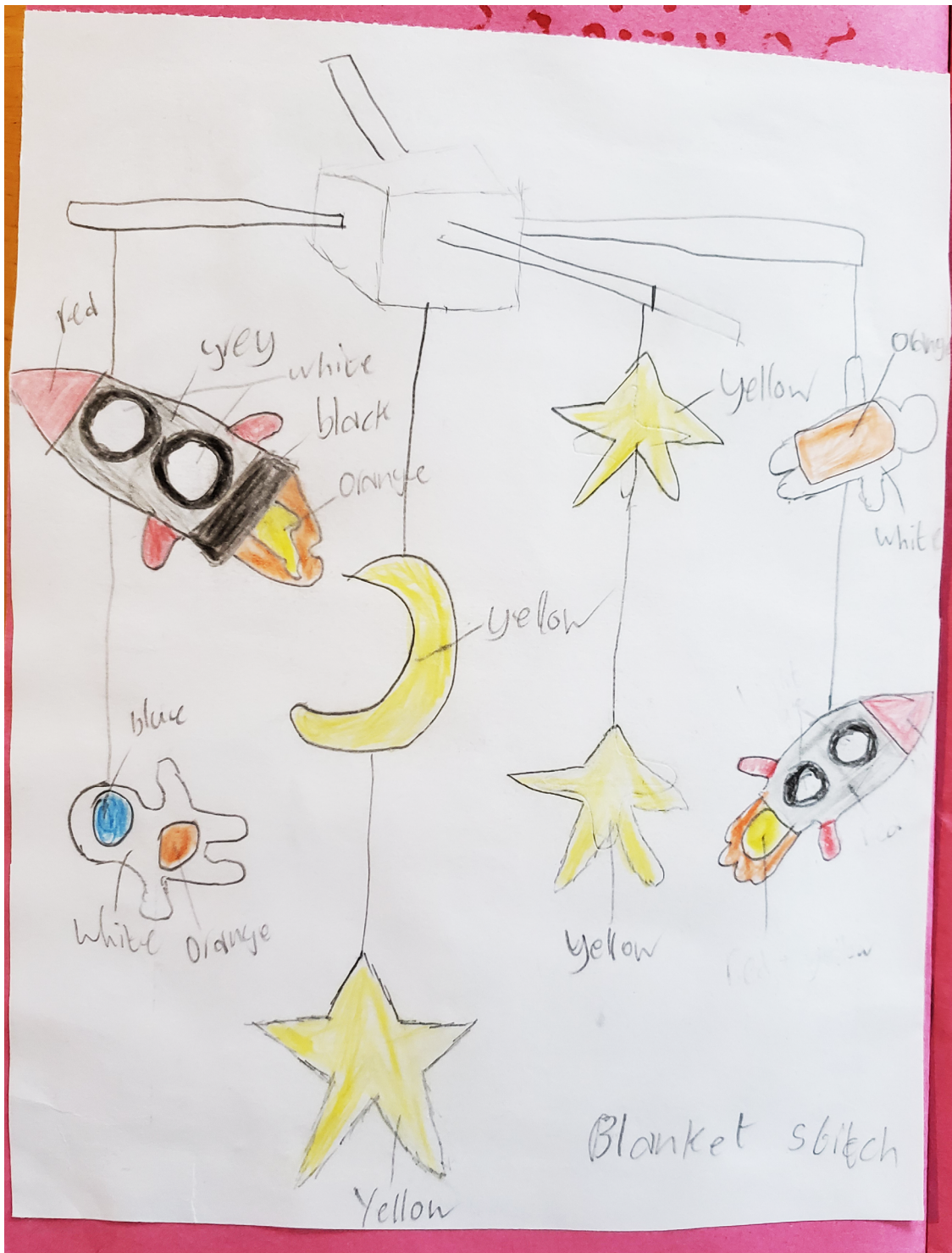




Sample of work



Sample of work





## Sample of work

|   | TIME<br>8-10<br>WEEKS | SUSTAINABILITY  | HAND<br>SEWING                  | FABRIC<br>EMBELLISHMENT                              | PRINCIPLES OF<br>DESIGN |
|---|-----------------------|---|---------------------------------|--|-------------------------|
| 1 | Yes                   | I will use old twine<br>and sticks from<br>the tree in my<br>garden | I will<br>use blanket<br>stitch | Different colour felt<br>thread<br><del>stitch</del> | Emphasis<br>Balance     |
| 2 | Yes                   | <del>the</del> reuse<br>fabric fabric                               | runny stitch<br>Blanket stitch  | Different colour felt<br>thread                      | Emphasis<br>Balance     |

|            | SOLUTION 1  | SOLUTION 2               |
|------------|---|--------------------------|
| EMPHASIS   | It is colorful                                    | It is colorful           |
| UNITY      |   |                          |
| BALANCE    | my stars are<br>pieces <del>are</del> symmetrical | My rocket is symmetrical |
| PROPORTION |   |                          |



Sample of work


I chose solution 2 because

I preferred the design  
and the colours of the  
rockets.

I also chose solution 2 because  
it suited the time period I  
had to complete it

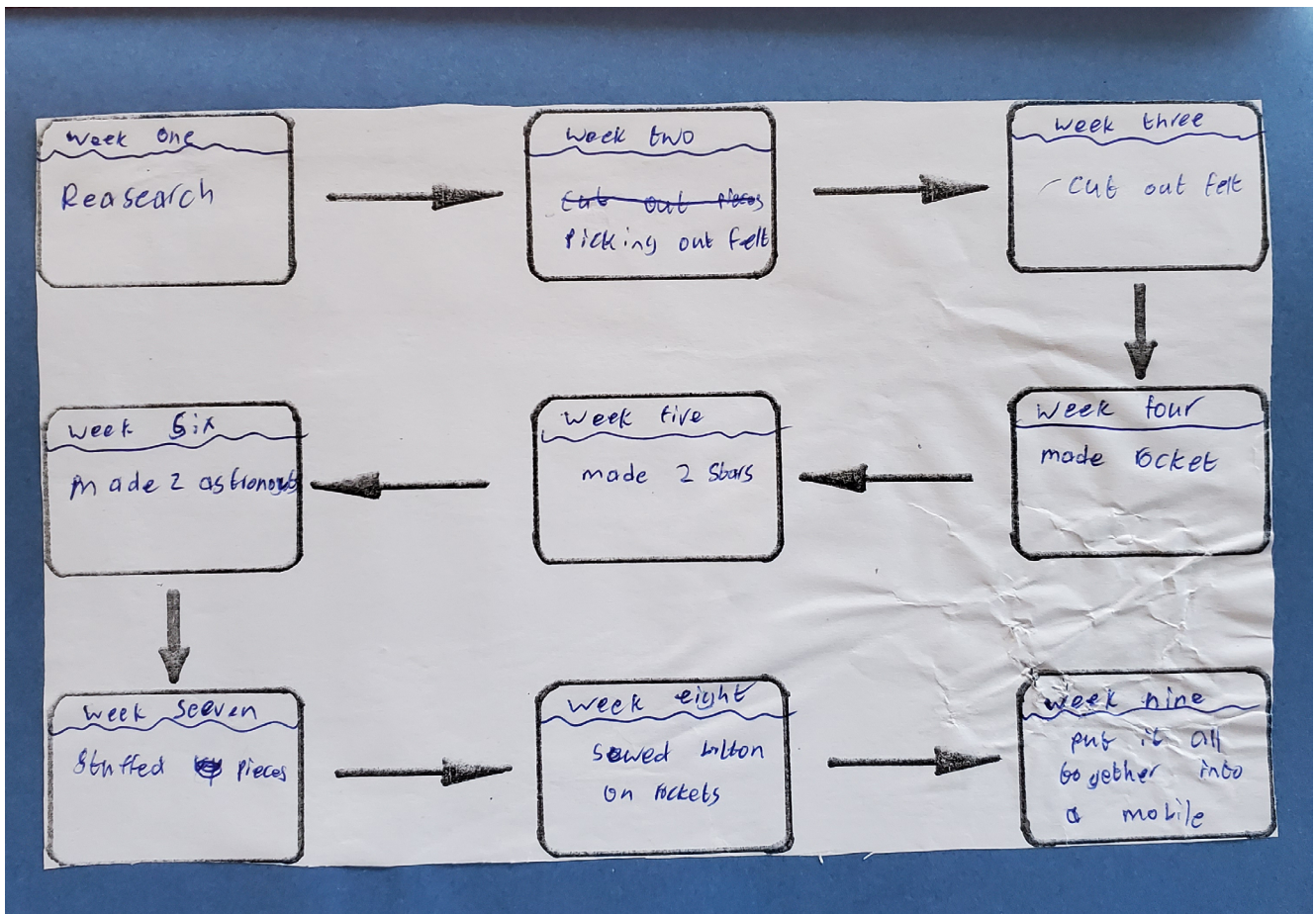


Sample of work





Sample of work





Sample of work

# Diary

Day 1  
I cut out ~~pieces~~ pattern  
pieces

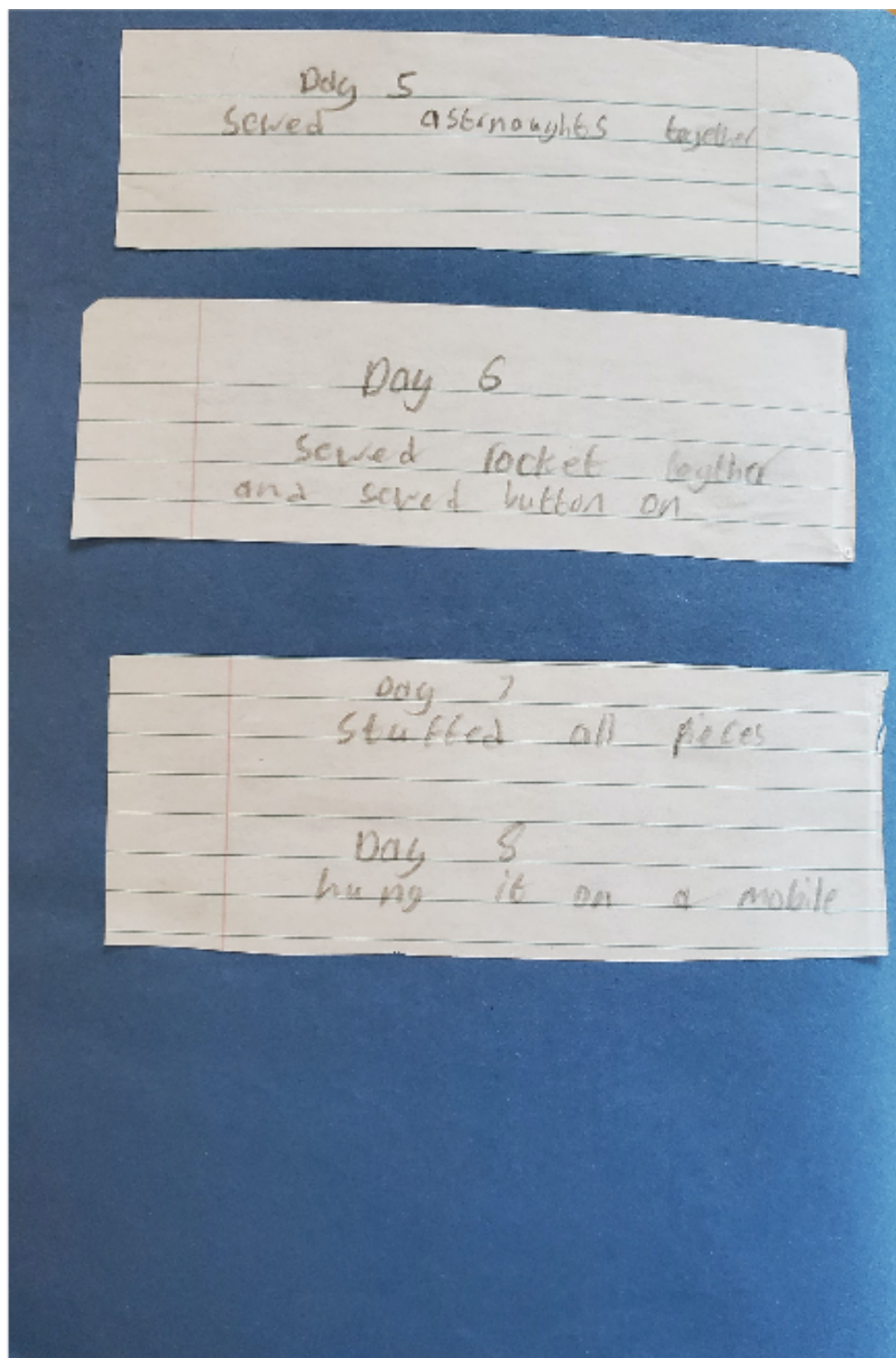
Day 2  
cut out felt pieces  
for stars

Day 3  
cut out felt pieces  
with for astronauts and  
rocket ship

Day 4  
Sewed stars together



Sample of work





## Sample of work

# Reflection

For my project I was sustainable. I use an old bamboo stick and shoe lace to keep it together. But I could be more sustained if I didn't buy new felt.

My project also has elements of Balance, Emphasis, Proportion and unity. I used the Blanket stitch for my pieces. I sewed on buttons to the racket as well.

Next time I would like to add more decoration to the pieces.

## Design Brief process

I thought the brief was easy enough to do. But factors to be considered was a pain to do.

I enjoyed the research as we got to use the computers and browse what we wanted to do.

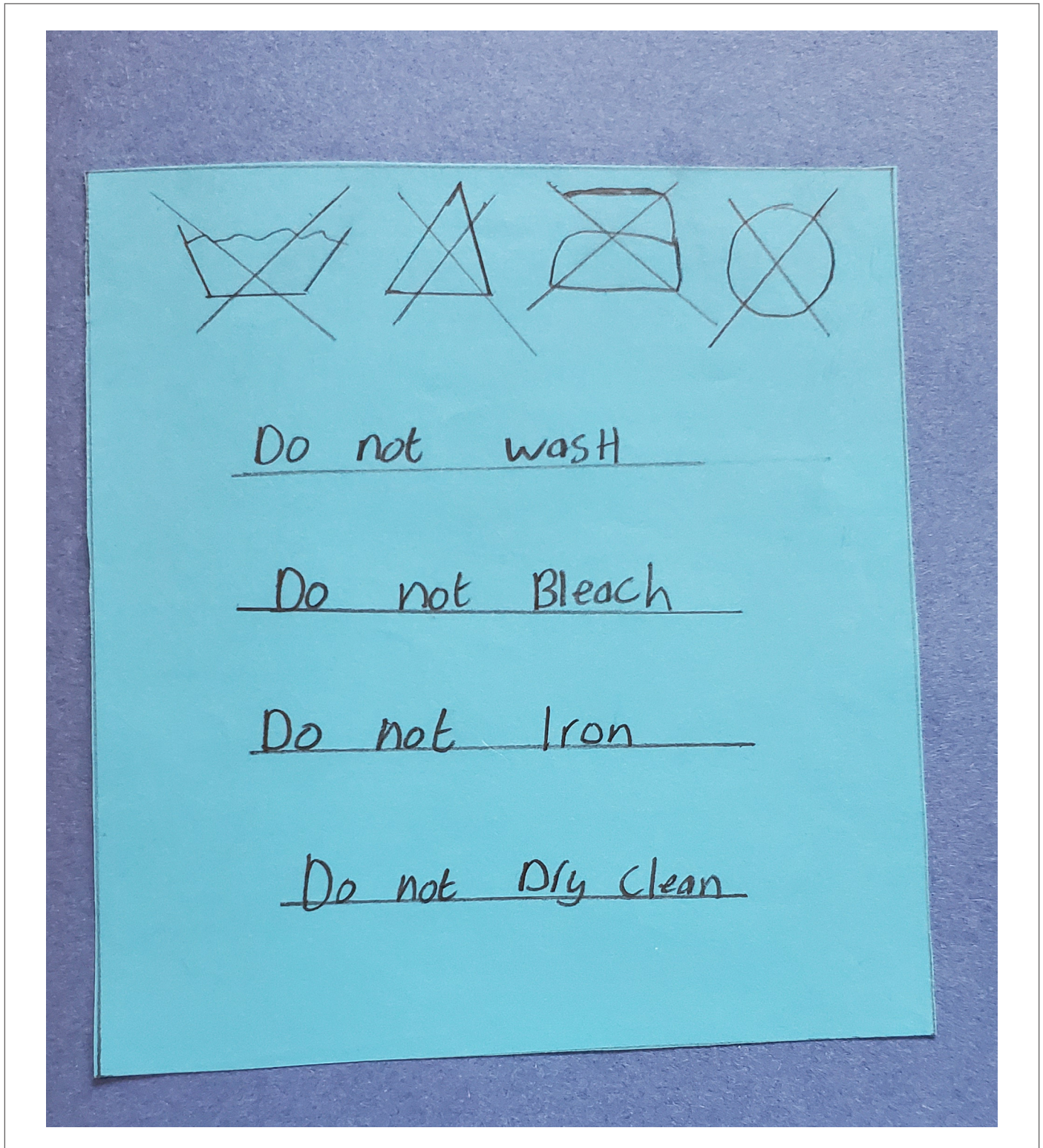
Finding my solutions was easy as I had an idea of what I wanted to do.

I chose solution 2 because of the colours and design of the pieces and it stood out to me.

I thought the flow chart and diary were difficult to keep up with as I was mainly focusing on the practical side of the project.



Sample of work





## Teacher feedback

- FOQ 1** The design brief process is completed to an acceptable standard. While there are no omissions a number of aspects require further development. The possible solutions require further development and investigation. The principles of design are not discussed very well, in the scrapbook, but are evident in the mobile itself. Sustainability is mentioned in writing, whilst not expanded upon, it is also shown in the mobile. The flow chart could be expanded but due to the standard of the final product these processes clearly took place.
- FOQ 2** The application of craft/textile skills has been executed well overall in the creation of the craft/textile item. However, there is poor finishing in some areas, knots are visible, some stuffing is sticking out. Some of the blanket stitch is irregular, especially on the corner and the running stitch is inconsistent. The item demonstrates some creativity. Please view link to video [here](#).
- FOQ 3** The reflection is completed to an acceptable standard but has some omissions, particularly the lack of detail and analysis e.g. it mentions 'next time I would like to add more decoration to the pieces' but does not explain why or what form this would take. It demonstrates some ability to evaluate on the design brief process but again lacks detail in what might happen next time and what might have been learnt from the process.

## Overall Judgement

In line with expectations

