



NCCA

An Chomhairle Náisiúnta
Curaclaim agus Measúnachta
National Council for
Curriculum and Assessment

Junior Cycle Visual Art Classroom-Based Assessment 1: From Process to Realisation Example of Student Work 06

July 2022

Junior Cycle Visual Art: CBA 1

Example of Student Work 06

Strand: Art

Theme: My Neighbourhood

Learning outcomes:

ART Students should be able to:

- 1.1 analyse their work, or that of another, using appropriate vocabulary and knowledge.
- 1.4 demonstrate how they use drawing to observe, record and analyse the human figure and the world around them.
- 1.6 use drawings to communicate their personal outlook or understanding.
- 1.7 examine the method of a number of artists and the artwork they created.
- 1.12 apply their understanding of the art elements and design principles to make an artwork.
- 1.14 use media to create their own artwork.

Time

11 Weeks

Task

The students used the theme of My Neighbourhood and the Art strand as their stimulus. They created observational drawings from their own photographs and from direct observation with the intention of completing a realised painting/drawing.

Background

The students started by exploring the themes and quickly picked My Neighbourhood. Preliminary sketches and photographs dictated the direction of each students work. This was followed by experimentation with various techniques and media, such as watercolour washes, oil pastel blending, acrylic impasto, pencil blending, etc. The development of their work was inspired the by their research of an artist. The students were encouraged to use elements from their paintings e.g., colour, composition, paint techniques in their realised work.

1

weather



Sun shorts - sun screen

2

My Neighbourhood

Wall - house - street

field - food


Boxing - Bag - Boxing -


Park water - head box Boxing boots - Boxing gloves

3

Milestones

My Photo of my
Uncles horse





TEACHER ANNOTATION: The student explored the work of Van Gogh by trying to emulate the artist's techniques.




Pencil + oil pastel
drawing based
a photo of a site in
Eipperory

i used the blending stump to get soft tones



on the
ground
and
sky


I Liked doing the well so I tried out a few different Techniques:



Self Lip pen drawing of my horse rock on reggie in Tipperary



TEACHER ANNOTATION: The student's level of engagement was good throughout the CBA, as evidenced by their exploration and levels of achievement with a variety of media.




I Liked my
sketch of the
house so i had
a go at doing
a larger one

TEACHER ANNOTATION: The student's drawing skills have developed during the project showing a confidence in perspective and scale drawing.



This is my finished Painting it is inspired by the background of this photo i took of my cousin walking the dog 'Dawooder' i stuck to the original colour but used a van googh style of painting



TEACHER ANNOTATION: The student was confident in selecting their image and media for their realised painting and made all their own colour mixing decisions. They had the confidence to take the initiative in which techniques to use and in paint application.

Teacher annotations using the success criteria

The annotations capture observations by the teacher, using the features of quality, with a view to establishing the level of achievement this work reflects. The annotations and judgments were confirmed by a Quality Assurance group, consisting of practising teachers and representatives of the NCCA, the Inspectorate, the State Exams Commission and the Junior Cycle for Teachers support service.

Teacher annotations

The work submitted shows a good understanding of the art elements.

The student's drawing skills have developed during the project showing a confidence in perspective and scale drawing.

The student's level of engagement was good throughout the CBA, as evidenced by their exploration and levels of achievement with a variety of media.

The student explored the work of Van Gogh by trying to emulate the artist's techniques.

The student was confident in selecting their image and media for their realised painting and made all their own colour mixing decisions. They had the confidence to take the initiative in which techniques to use and in paint application.

Overall judgement:  In line with expectations