



Strand: **Design**

Theme: **Hidden Treasures**

Learning outcomes:

Students should be able to:

- 3.2** use critical and visual language to explain their own designs and those of others
- 2.4** show they can use their drawings to observe, record and analyse
- 3.6** design a final work based on their drawings
- 3.7** describe examples of historical and contemporary design
- 3.11** examine their own and others' design work through the use of art elements and design principles
- 3.14** utilise media in their own design work based on a design brief

Task

Students chose their own theme and working from a primary source, based on that theme, they designed and realised a repeat-pattern composition on A2 paper or fabric.

Time

8 weeks

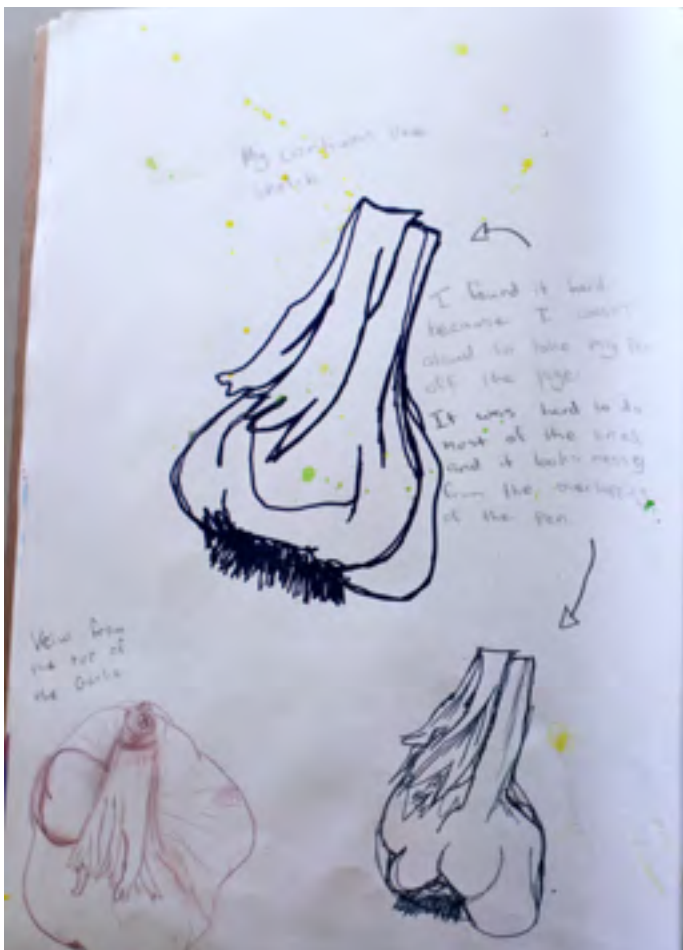
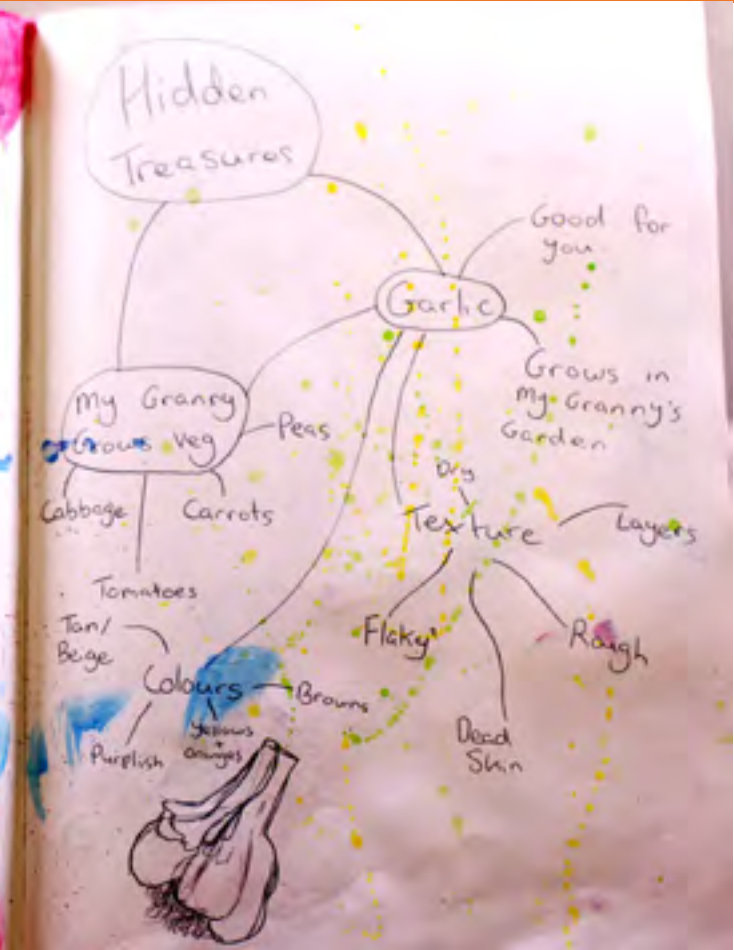
Background:


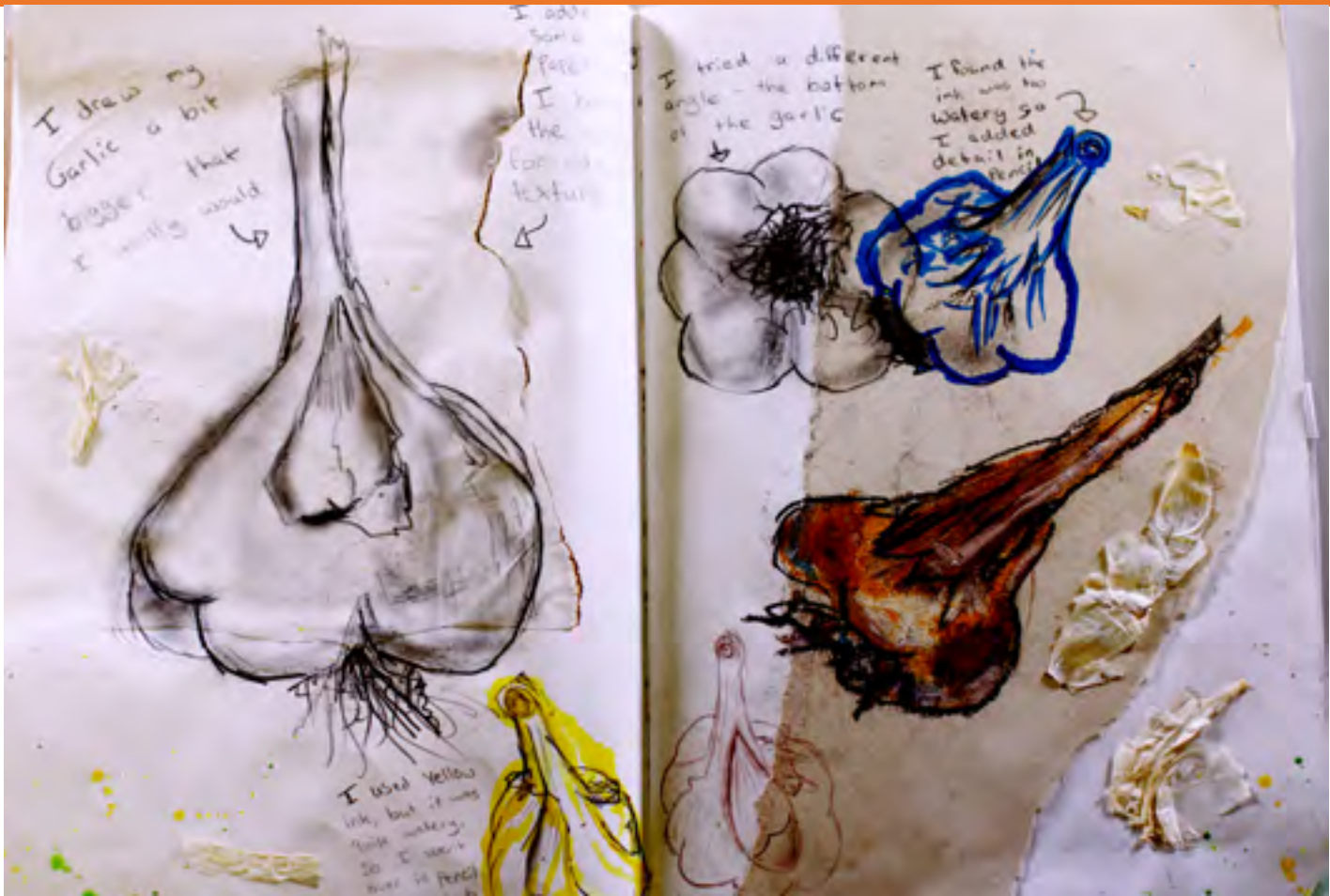
Students chose a theme from the three options (Hidden treasures/Light and shade/My viewpoint) and worked from a primary source that was based on that theme. The students designed and realised a repeat-pattern composition on A2 paper or fabric.

The students were learning to observe, record and analyse their primary sources using line, tone and colour as well as a variety of media. Students researched pattern and the principles of design and examined the work of well-known pattern designers.

Students applied their understanding of pattern-making to select an area of their drawings that would be appropriate to use as the motif for building a repeat pattern.

Evidence of process, including annotations, reflections on their decisions and development work as well as the realised design were collected in their Visual Art sketchpad.








The student has shown a good use and understanding of the elements of Visual Art. Their work demonstrates strong drawing skills which they have used to observe, record and analyse their stimuli. There was a clear development of their drawing skills and good progress is evident throughout.





The quality of ideas and skills developed throughout the Visual Art sketchpad are good. The student's skills are evident, for example, their use of mixed media, however, while they have created some very good experiments using mixed media they need to show alternative designs and include a design plan to explain how they arrived at their finished repeat pattern. This would help improve their understanding of the process and their realised design.







William Morris

William Morris was an English textile designer. He was born on March 24th, 1834 and he died on October 3rd, 1896. He was known for his wallpaper and textile designs.

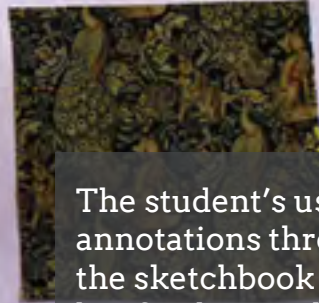


This one is titled 'Snakehead printed textile' and he painted it in 1876.




This one is titled 'The Strawberry Thief' and he painted it in 1883. His inspiration for it was when he saw a Thrush stealing fruit from his garden.

I feel like I could add more detail and colour




This one is titled 'The Forest'

The student's use of annotations throughout the sketchbook is good but further analysis and reflection would improve their work. The student also needs to outline more personal opinions and reasons behind their design decisions throughout their work.



Some of my left over and




man made patterns.



natural






ART REFLECTION

Name: No 3 Project Theme: Repeat Patterns Project

REMEMBERING What did I do?	Describe what you did? I studied an object (guitar) and I took a section from a drawing I did of it. I then drew a repeat pattern of that shape. I then coloured it in.
UNDERSTANDING What was important about what I did?	Describe what was important about what you did? I gained new skills like how to create a pattern, how to create a colour scheme, how to create a perspective, how to critique my own work, how to complete tasks quicker. Did you achieve your goals? yes <input checked="" type="checkbox"/> no <input type="checkbox"/>
APPLYING Could I use this again?	When & how have you used this skill before, in any subject/skill? When I had to draw diagrams for other subjects. How & where might you use these skills again? Home design
ANALYSING Did I see any patterns in what I did?	Did you follow the structure of this project? Did you find that you usually made the same mistakes or can you give example of how you learnt from a mistake? I learnt from one of my mistakes when I tried to stick all my photos onto one page when I could have spaced out. Did you have any problem or challenges during this project & how did you overcome them? I struggled with finding points of colours that compliment each other. Was there a pattern/sequence to how you worked? No.

EVALUATING How well did I do?	<div style="display: flex; align-items: center;">  <p> List 2 things about this work that you are proud of: - My William Morris study - My repeat pattern List one thing you would have changed/like to improve on: I would like to improve on my repeat pattern. </p> </div>
CREATING What could I do/improve on next time?	With these new skills what would you do next? I would like to create more repeat patterns.

Overall, the project shows good drawing and exploration but the student's application of these in their design is not fully realised.



Teacher annotations using the success criteria

The annotations capture observations by the teacher, using the success criteria, with a view to establishing the level of achievement this work reflects. The annotations and judgments were confirmed by a Quality Assurance group, consisting of practising teachers and representatives of the NCCA, the Inspectorate, the State Exams Commission and the Junior Cycle for Teachers support service.

Teacher annotations:

The student has shown a good use and understanding of the elements of Visual Art. Their work demonstrates strong drawing skills which they have used to observe, record and analyse their stimuli. There was a clear development of their drawing skills and good progress is evident throughout.

The quality of ideas and skills developed throughout the Visual Art sketchpad are good. The student's skills are evident, for example, their use of mixed media, however, while they have created some very good experiments using mixed media they need to show alternative designs and include a design plan to explain how they arrived at their finished repeat pattern. This would help improve their understanding of the process and their realised design.

The student's use of annotations throughout the sketchbook is good but further analysis and reflection would improve their work. The student also needs to outline more personal opinions and reasons behind their design decisions throughout their work.

Overall, the project shows good drawing and exploration but the student's application of these in their design is not fully realised.

Overall judgement:  In line with expectations