



NCCA

An Chomhairle Náisiúnta
Curaclaim agus Measúnachta
National Council for
Curriculum and Assessment

Junior Cycle Applied Technology Classroom-Based Assessment 2: Example of Student Work 07

January 2024

Self-Analysis and Evaluation

Applied Technology CBA 2



Choosing a skill to self-analyse and evaluate

- Throughout second year I conducted a range of skills and projects.
- I manufactured a "key holder", "Buck rake" and "Barrier" project.
- We engaged in a range of skills.
- The 2 skills I am choosing to evaluate are: Processing and soldering.

Processing

- I am choosing processing the means like cutting and sanding because I struggled cutting straight lines with the hack saw in at the start of second year.

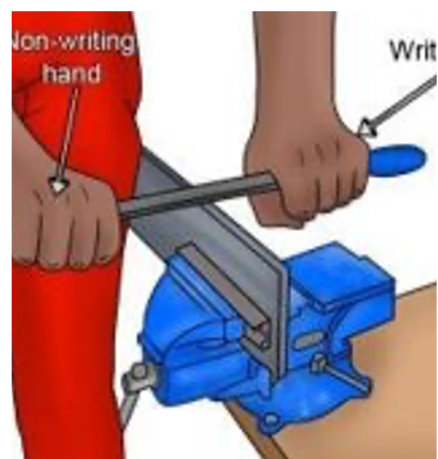



Before processing

After processing

How I improved

- The way I improved this is I first took a rough file and filed near to the line.
- After that I put the line that I want to file down to in line with the teeth of the vice.
- Then I took a small file and filed right down to the jaws of the vice the made sure I did not file past the line, and I got a straight cut.
- The main way I improved is I practiced a lot.
- I'd say every project I done in first and second year I used a file in some part of it.





Soldering

- The reason I picked soldering is because I was not great at soldering in first year and with practice through second year I got better and better at it.


How I improved

- In 1st and 2nd year when I started soldering I kept burning out switches.
- In second year I got better by using less heat I did not hold the soldering iron on it for as long so that I didn't burn out the switch.
- I also kept the tip of the soldering iron clean with a bit of wet blue tissue.



Making judgements

- I am making these judgments for my own good that I do well in my upcoming junior cert project.
- By improving my skills in all these areas, I am now confident in using them in my junior cycle project and future projects.



Conclusion

- From this CBA I have found that the best way to improve at a skill is to practice.
- This is the improvement of some of my work.
- Practice makes perfect.

Teacher annotations using the Features of Quality

The annotations capture observations by the teacher, using the features of quality, with a view to establishing the level of achievement this work reflects. The annotations and judgments were confirmed by a Quality Assurance group, consisting of practising teachers and representatives of the NCCA, the Inspectorate, the State Examinations Commission and the Oide support service.

Teacher annotations

Self-analysis of coursework elements:

The student identified a limited range of coursework elements through their engagement with projects in first year and second year. This allowed them to make valid observations and some relevant self analysis on the development of their skills to date.

Making judgements:

Judgements were made on areas of strengths and areas for improvement. The student demonstrated an understanding of success criteria to improve their chosen skills and some awareness of how these judgements would inform future work.

Communicating their CBA:

The findings were well presented using a PowerPoint presentation and using photographs of the student's work. The student carefully considered what information best communicated their Classroom-Based Assessment.

Overall judgement:  In line with expectations