


CBA 1: Creative Textiles

SAMPLE 1: MOBILE

FEATURES OF QUALITY FOR CLASSROOM-BASED ASSESSMENT 1

See Junior Cycle Home Economics:
[Guidelines for the Classroom-Based Assessments](#)

Sample of work



Sample of work



Sample of work

Contents Page

- Statement of Brief
- Factors to be considered – Sustainability
Principles of Design
- Research – pictures
Practise Sewing pieces
Stitches
- Solution – 2 possible Solutions
2 tables
- Final solution – 2 Reasons for choice
- List of Resources – needle, pins, thread etc
- Flowchart / work plan
- Diary / Reflection
- Textile care Label

Sample of work

Statement of Breit

Using the design breit design and make
a textile based decoration for the home

IE must show evidence of

- > Sustainability
- > Principles of design
- > Hand stitching
- > Fabric embellishments techniques
- > Appropriate textile care and maintenance

Sample of work


Factors to be Considered

Sustainability focuses on meeting the needs of the present without compromising the ability of future generations to meet their needs.


For my project I am going to use old bamboo sticks and a shoe lace to keep it together and old felt and thread from previous projects

Back **BALANCE**


A distribution of visual weight



Symmetrical: same on both side



Asymmetrical: different on both side




Radial: designed around a central point


Balance is the distribution of an object's visual weight.

Back **EMPHASIS**


Grabbing attention




Contrast




Focus




Big, Bold, Capital Letters



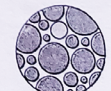
Repetition



Color



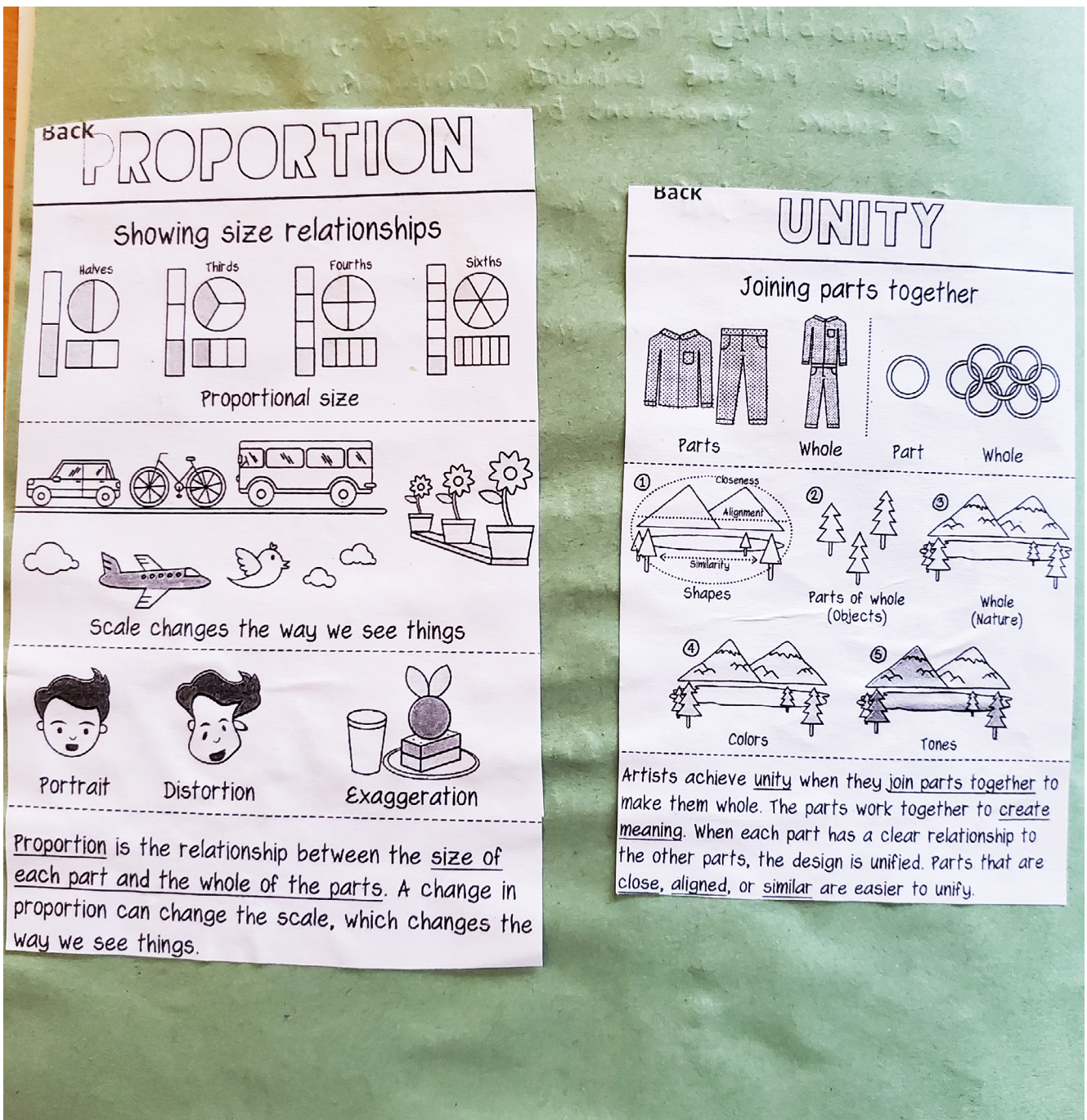
Detail




Isolation

Emphasis creates the center of interest or focal point. It is the place where artists pull your eyes

Sample of work



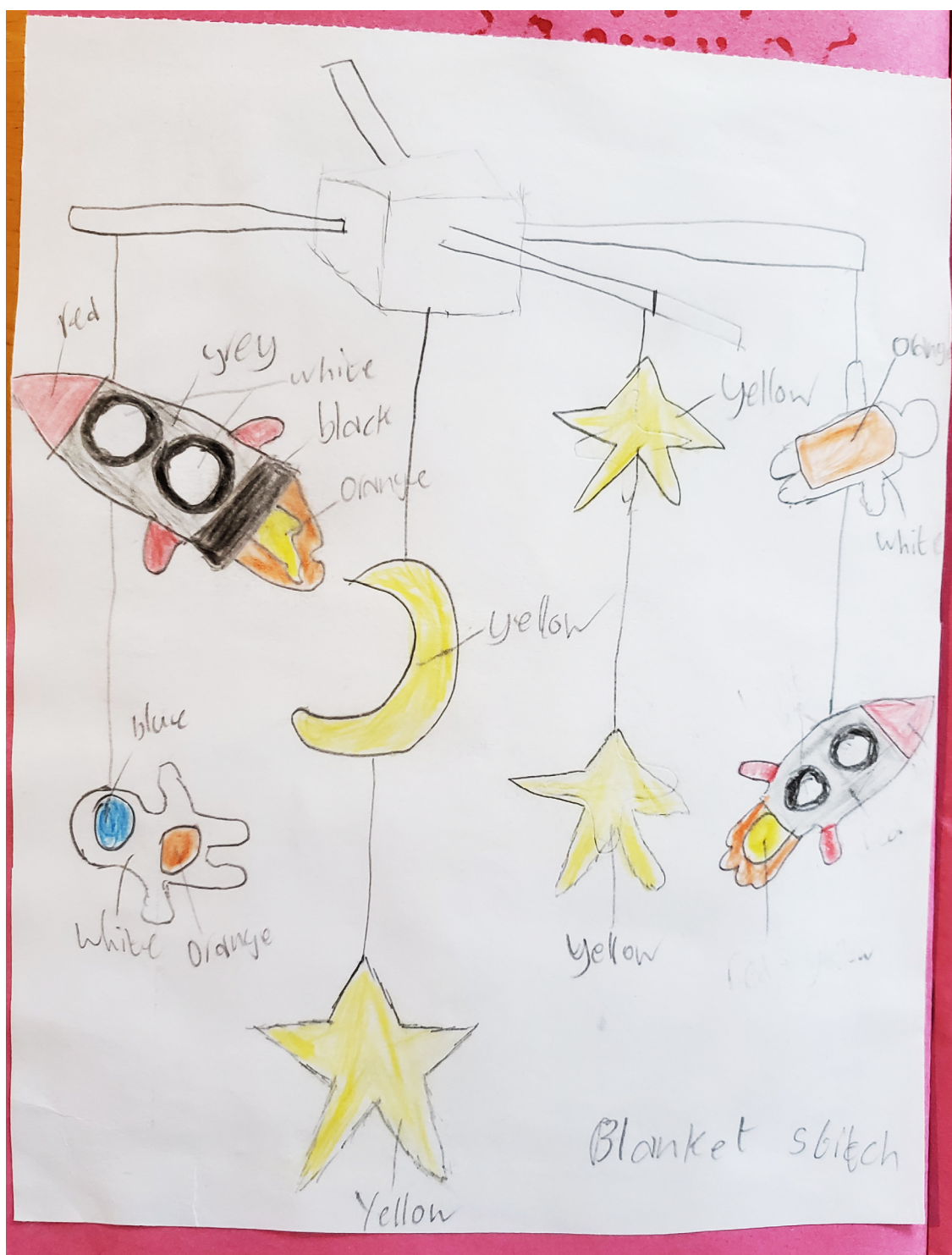
Sample of work



Sample of work



Sample of work





Sample of work

ASSESSMENT OF SOLUTIONS

	TIME 8-10 WEEKS	SUSTAINABILITY	HAND SEWING	FABRIC EMBELLISHMENT	PRINCIPLES OF DESIGN
1	Yes	I will use old twine and sticks from the tree in my garden	I will use blanket stitch	Different colour felt thread stitch	Emphasis Balance
2	Yes	the reuse fabric	runny stitch Blanket stitch	Different colour felt thread	Emphasis Balance

ANALYSIS OF PRINCIPLES OF DESIGN

	SOLUTION 1	SOLUTION 2
EMPHASIS	It is colorful	It is colorful
UNITY		
BALANCE	my stars are pieces are symmetrical	My rocket is symmetrical
PROPORTION		


Sample of work

I chose solution 2 because

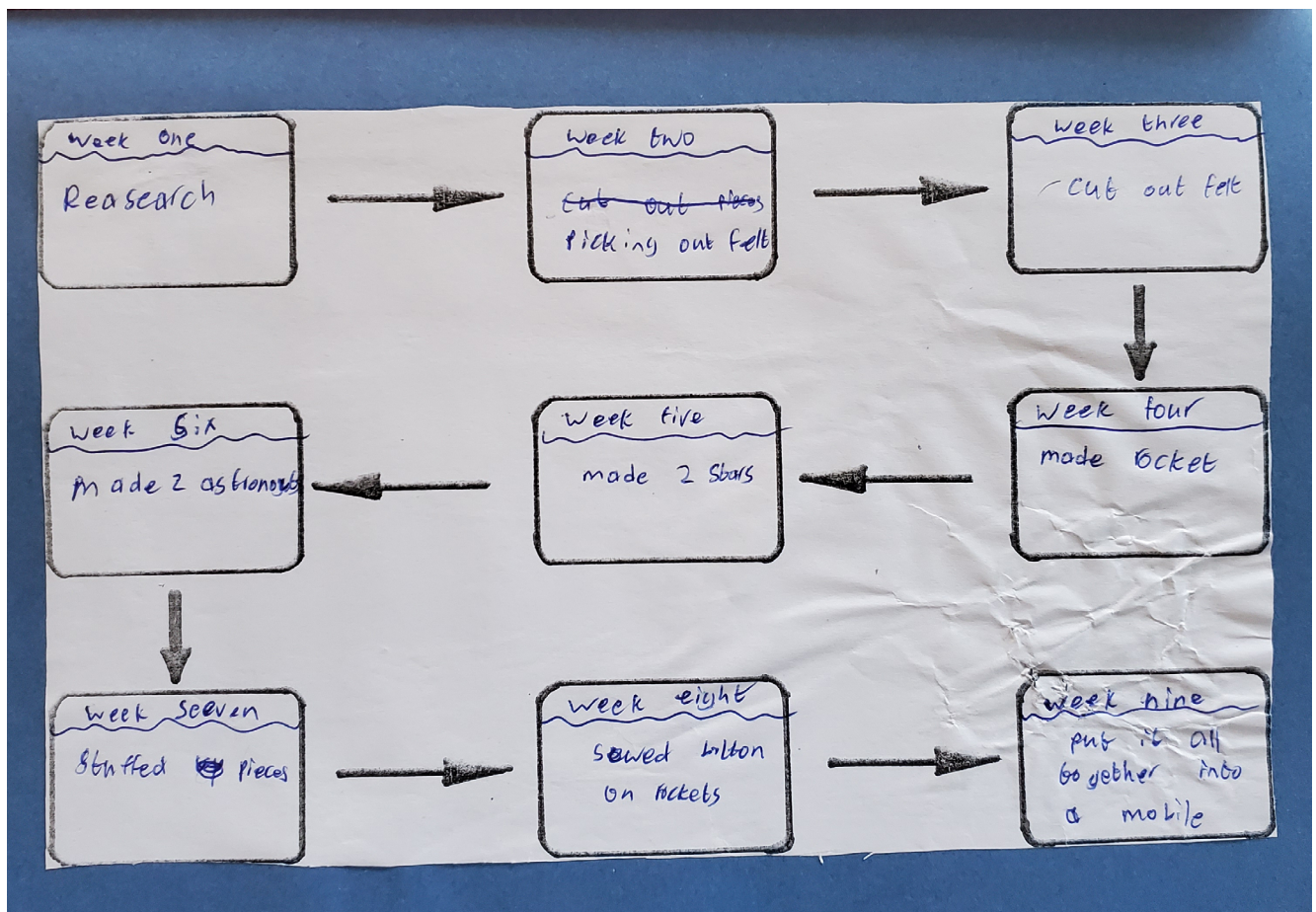
I preferred the design
and the colours of the
rockets.

I also chose solution 2 because
it suited the time period I
had to complete it

Sample of work



Sample of work



Sample of work

Diary

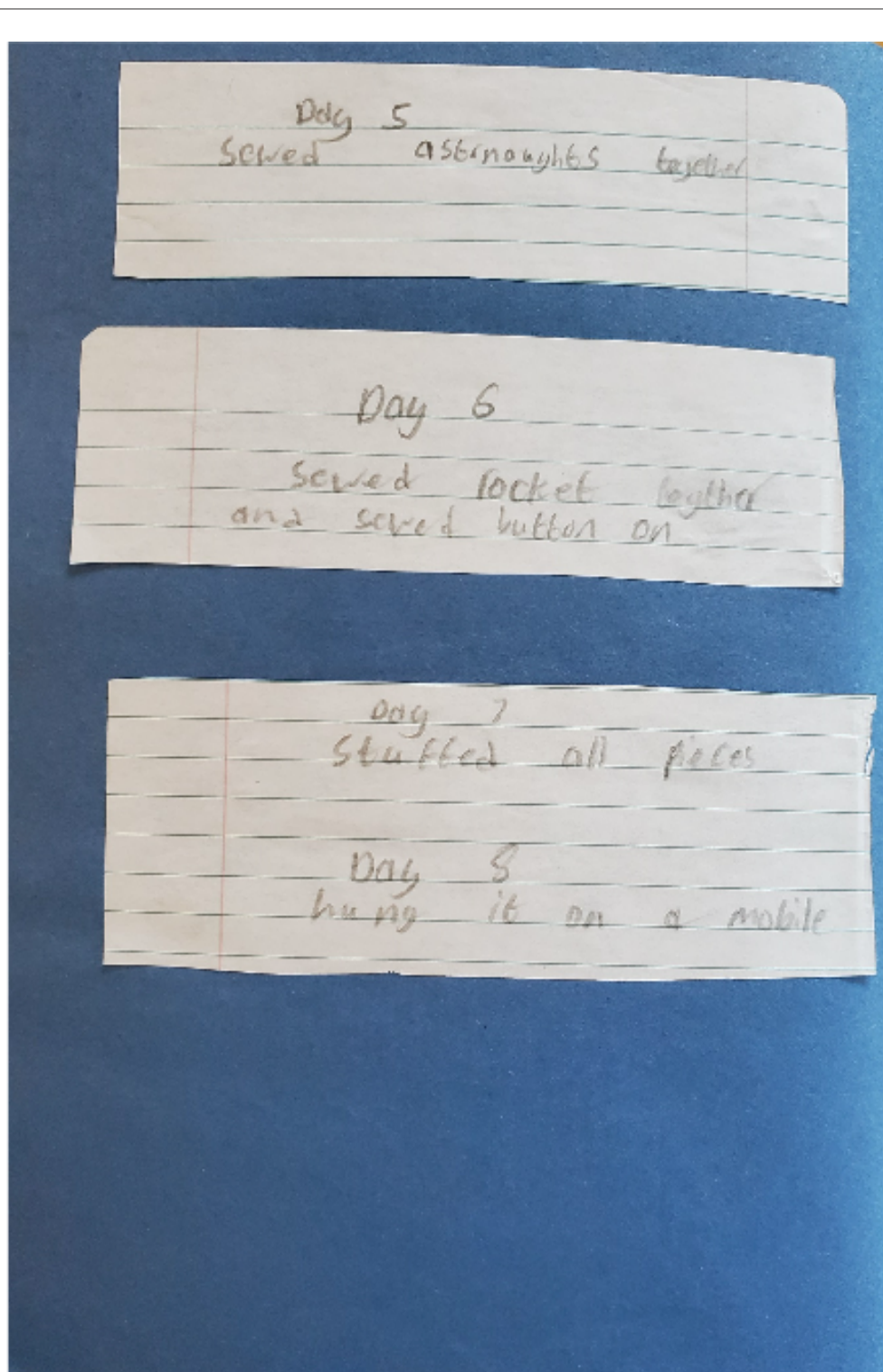
Day 1
I cut out ~~pieces~~ pattern
pieces

Day 2
cut out felt pieces
for stars

Day 3
cut out felt pieces
with for astronauts and
rocket ship

Day 4
Sewed stars together

Sample of work



Sample of work

Reflection

For my project I was sustainable. I use an old bamboo stick and shoe lace to keep it together. But I could be more sustained if I didn't buy new felt.

My project also has elements of Balance, Emphasis, Proportion and unity. I used the Blanket stitch for my pieces. I sewed on buttons to the racket as well.

Next time I would like to add more decoration to the pieces.

Design Brief process

I thought the brief was easy enough to do. But factors to be considered was a pain to do.

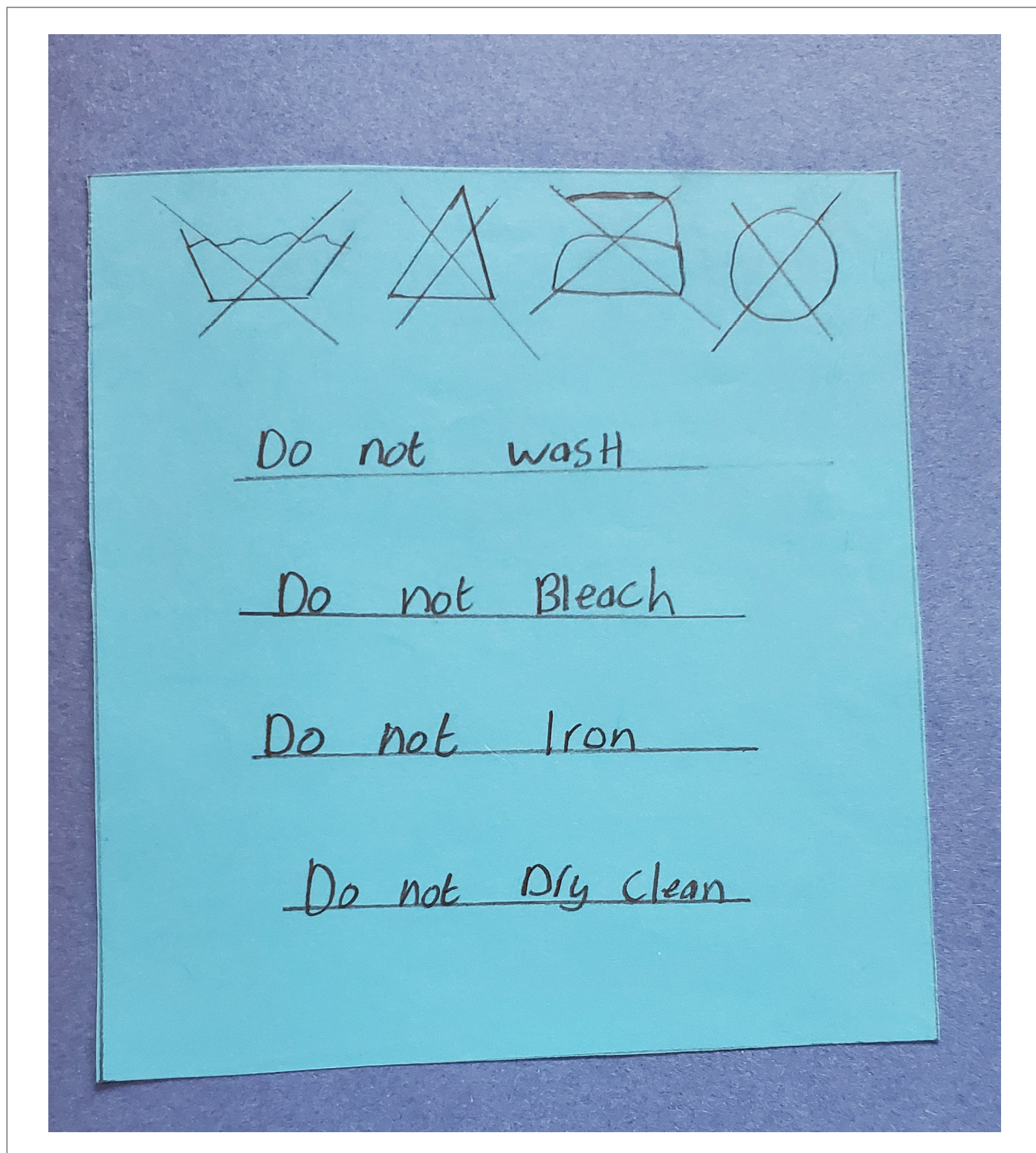
I enjoyed the research as we got to use the computers and browse what we wanted to do.

Finding my solutions was easy as I had an idea of what I wanted to do.

I chose solution 2 because of the colours and design of the pieces and it stood out to me.

I thought the flow chart and diary were difficult to keep up with as I was mainly focusing on the practical side of the project.

Sample of work



Teacher feedback

- FOQ 1** The design brief process is completed to an acceptable standard. While there are no omissions a number of aspects require further development. The possible solutions require further development and investigation. The principles of design are not discussed very well, in the scrapbook, but are evident in the mobile itself. Sustainability is mentioned in writing, whilst not expanded upon, it is also shown in the mobile. The flow chart could be expanded but due to the standard of the final product these processes clearly took place.
- FOQ 2** The application of craft/textile skills has been executed well overall in the creation of the craft/textile item. However, there is poor finishing in some areas, knots are visible, some stuffing is sticking out. Some of the blanket stitch is irregular, especially on the corner and the running stitch is inconsistent. The item demonstrates some creativity. Please view link to video **here**.
- FOQ 3** The reflection is completed to an acceptable standard but has some omissions, particularly the lack of detail and analysis e.g. it mentions 'next time I would like to add more decoration to the pieces' but does not explain why or what form this would take. It demonstrates some ability to evaluate on the design brief process but again lacks detail in what might happen next time and what might have been learnt from the process.

Overall Judgement

Ag teacht leis na hionchais

