



**NCCA**

An Chomhairle Náisiúnta  
Curaclaim agus Measúnachta  
National Council for  
Curriculum and Assessment

# Junior Cycle Visual Art Classroom-Based Assessment 1: From Process to Realisation Example of Student Work 06

July 2022

# Junior Cycle Visual Art: CBA 1

## Example of Student Work 06

---

**Strand:** Art

**Theme:** My Neighbourhood

### Learning outcomes:

#### ART Students should be able to:

- 1.1 analyse their work, or that of another, using appropriate vocabulary and knowledge.
- 1.4 demonstrate how they use drawing to observe, record and analyse the human figure and the world around them.
- 1.6 use drawings to communicate their personal outlook or understanding.
- 1.7 examine the method of a number of artists and the artwork they created.
- 1.12 apply their understanding of the art elements and design principles to make an artwork.
- 1.14 use media to create their own artwork.

### Time

11 Weeks

### Task


The students used the theme of My Neighbourhood and the Art strand as their stimulus. They created observational drawings from their own photographs and from direct observation with the intention of completing a realised painting/drawing.

### Background

The students started by exploring the themes and quickly picked My Neighbourhood. Preliminary sketches and photographs dictated the direction of each students work. This was followed by experimentation with various techniques and media, such as watercolour washes, oil pastel blending, acrylic impasto, pencil blending, etc. The development of their work was inspired the by their research of an artist. The students were encouraged to use elements from their paintings e.g., colour, composition, paint techniques in their realised work.

1

weather



Sun shorts - Sun screen

2

My Neighbourhood

Wall - house - street

bell - god

Boxing - Bag - Boxing -


Park water - head box Boxing boots - Boxing gloves

3


Milestones



My photo of my  
Uncles horse







**TEACHER ANNOTATION:** The student explored the work of Van Gogh by trying to emulate the artist's techniques.





Pencil + oil pastel  
drawing based  
on a photo of a  
factory in  
Liverpool


i used the blending stump to get soft tones




on the  
ground  
and  
sky



I Liked doing the well so I tried out a few different techniques:




Self Lip pen drawing of my horse Rock on reggie in Tipperary




**TEACHER ANNOTATION:** The student's level of engagement was good throughout the CBA, as evidenced by their exploration and levels of achievement with a variety of media.





**TEACHER ANNOTATION:** The student's drawing skills have developed during the project showing a confidence in perspective and scale drawing.





This is my finished Painting it is inspired by the background of this photo i took of my cousin walking the dog saueraler i stuck to the original colour but used a van googh style of painting





**TEACHER ANNOTATION:** The student was confident in selecting their image and media for their realised painting and made all their own colour mixing decisions. They had the confidence to take the initiative in which techniques to use and in paint application.



## Teacher annotations using the success criteria

The annotations capture observations by the teacher, using the features of quality, with a view to establishing the level of achievement this work reflects. The annotations and judgments were confirmed by a Quality Assurance group, consisting of practising teachers and representatives of the NCCA, the Inspectorate, the State Exams Commission and the Junior Cycle for Teachers support service.

### Teacher annotations

The work submitted shows a good understanding of the art elements.

The student's drawing skills have developed during the project showing a confidence in perspective and scale drawing.

The student's level of engagement was good throughout the CBA, as evidenced by their exploration and levels of achievement with a variety of media.

The student explored the work of Van Gogh by trying to emulate the artist's techniques.

The student was confident in selecting their image and media for their realised painting and made all their own colour mixing decisions. They had the confidence to take the initiative in which techniques to use and in paint application.

Overall judgement:  In line with expectations