



**NCCA**

An Chomhairle Náisiúnta  
Curaclaim agus Measúnachta  
National Council for  
Curriculum and Assessment

# Junior Cycle Visual Art Classroom-Based Assessment 2: From Process to Realisation Example of Student Work 05

June 2022

# Junior Cycle Visual Art: CBA 2

## Example of Student Work 05

**Strand:** Art

**Theme:** My Environment

### Learning outcomes:

#### CRAFT Students should be able to:

- 2.1 discuss examples of historical and contemporary visual art.
- 2.4 use media to create their own work.
- 2.6 use drawing to communicate their personal outlook or understanding.
- 2.8 discuss examples of historical and contemporary visual art.
- 2.12 apply knowledge of the art elements and design principles to make an artwork.
- 2.15 justify the choice of media in their own or others' craftwork.

#### ART Students should be able to:


- 1.3 critique an artwork using critical and visual language.
- 1.4 demonstrate how they use drawing to observe, record and analyse the human figure and the world around them.
- 1.6 use drawing to communicate their personal outlook or understanding.
- 1.8 discuss examples of historical and contemporary visual art.
- 1.11 consider the use of the art elements and design principles in their own artwork.
- 1.15 critique the choice of media in their own or others' artwork.

### Task

This student explored all 3 themes and decided to pursue the theme of "My Environment", focusing on outer space using a telescope, globe and astronaut figurine as primary sources.

### Background

The students had the opportunity to explore all 3 themes through brainstorming/mind maps and research. They completed the Design strand for CBA1 in 2nd year, and so they had the option to explore either the Art or Craft strand or both. They were shown a number of artists' work during class and had the opportunity to sample a number of materials and experiment with new techniques. The students also had the freedom to research an artist themselves that appealed to them. The students presented their work to their peers and teacher in small groups on a few occasions throughout the process.





DARK To Light

Light to Dark

Could of had more ideas on the idea of contrast

# CONTRASTS

  
BAD & GOOD


  
Past  
  


Small

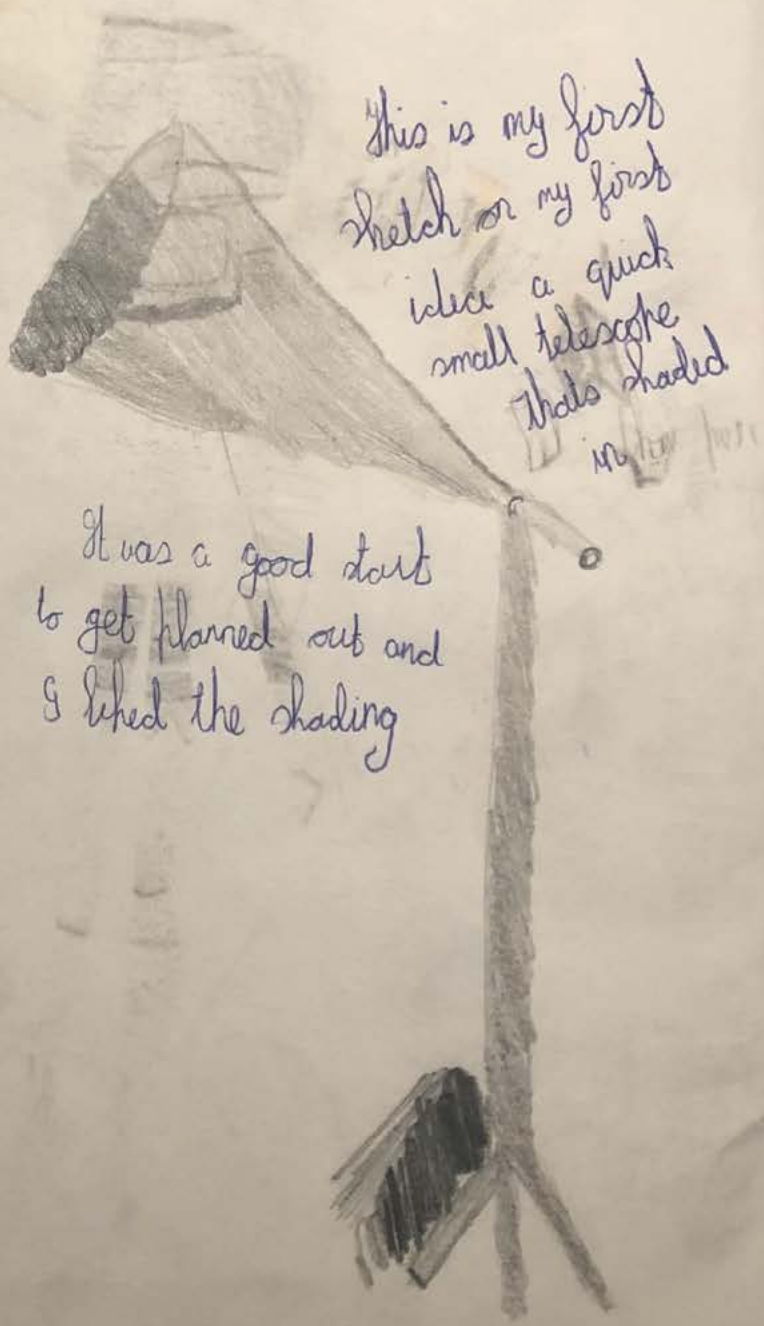
Big



FUTURE

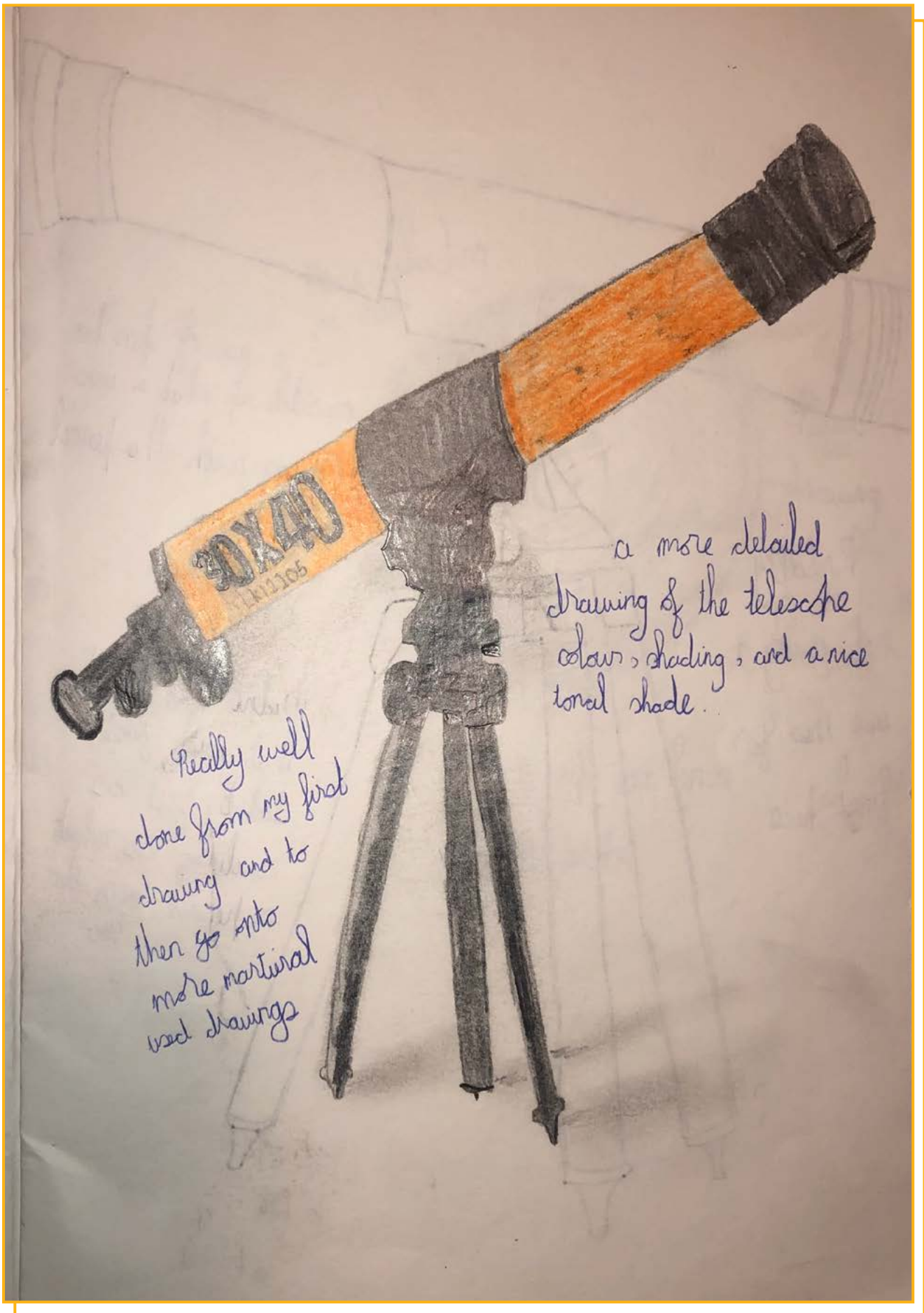


1st primary source



this is my first  
sketch or my first  
idea a quick  
small telescope  
that's shaded  
in the part


It was a good start  
to get planned out and  
I liked the shading



Really well  
done from my first  
drawing and to  
then go onto  
more natural  
used drawings

a more detailed  
drawing of the telescope  
colour, shading, and a nice  
toned shade.

**TEACHER ANNOTATION:** The theme is evident throughout the work and the work is personal to the student. They have used items from their own home and interests as primary sources. However, this could have been better evidenced in the Visual Art sketchpad by using photographs.




Probably  
not going to  
use this for  
final piece

a use of pen to  
switch up what i was  
doing with the pencil

Didn't like the pen  
that much just  
didn't feel as  
realistic as what  
a pencil can do



Nice shading  
on rim




Basic  
drawing

close up on lense  
of telescope.


2nd Primary course

Bugs Lightyear



at first I thought this wouldn't work as a good primary course but after drawing it, it came out so very expected the detail was very nice and the colours shined out brightly

close up on  
head, Grayscale  
drawing



face position  
looked right  
and light and  
dark shaded  
parts looked  
good for  
the head

3RD PRIMARY Different  
Source Angles  
Captured



Quick sketch  
of Globe from  
home to mix  
with the idea  
of my environment  
with space





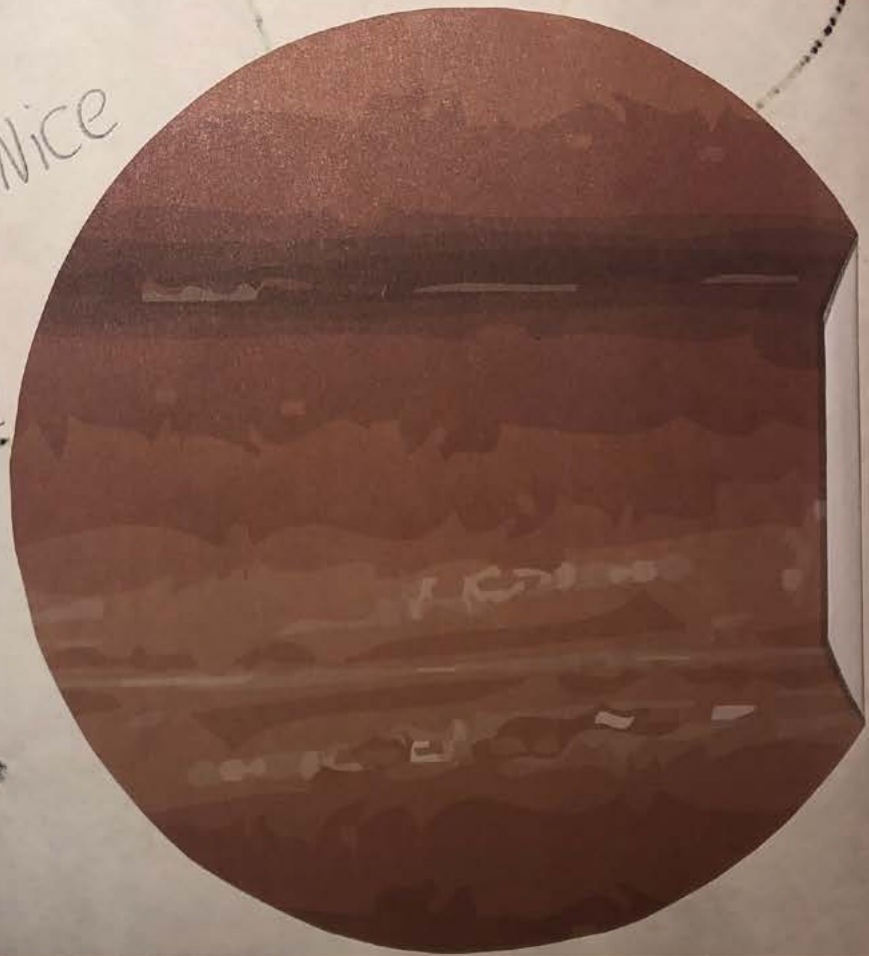
**TEACHER ANNOTATION:** The work shows a good understanding of the elements of Visual Art.




1# SUN  
Cut out Paper  
Additional cut paper  
overlapped on it

2# VENICE

Color Pattern  
and design  
from designed  
piece of Paper  
cut out



**TEACHER ANNOTATION:** The student has explored a variety of materials such as paint, pencil, chalk pastels, ink and has experimented with collage.



3#

Solar Eclipse

Black card

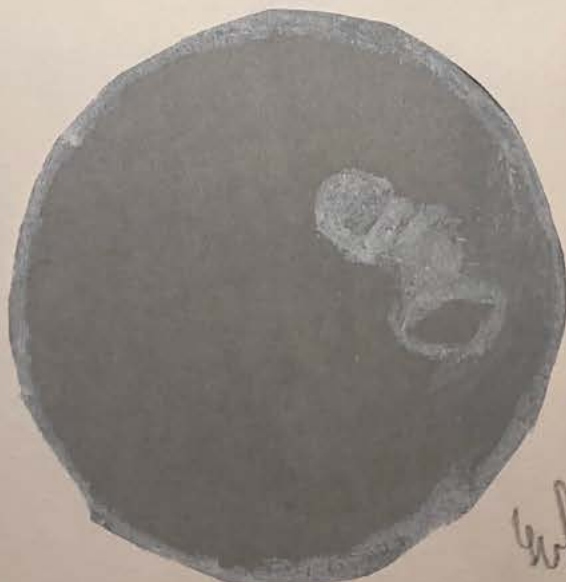
cut out put

over more black

card outline

of chalk to

give effect



4#

Asteroid

Grey card

cut out circle

white chalk outline

small detail on it

for craters

**TEACHER ANNOTATION:** Critical and visual language is used throughout the work by the student to annotate and record their reflections.


Friedensreich  
Hundertwasser



Hundertwasser was  
an austrian visual  
artist and  
architect



Died February  
19, 2000 Austria



Born December  
15, 1928 Vienna  
Austria

Period Modern  
ART







Hunderwasser  
inspiration  
Pice Enlarged

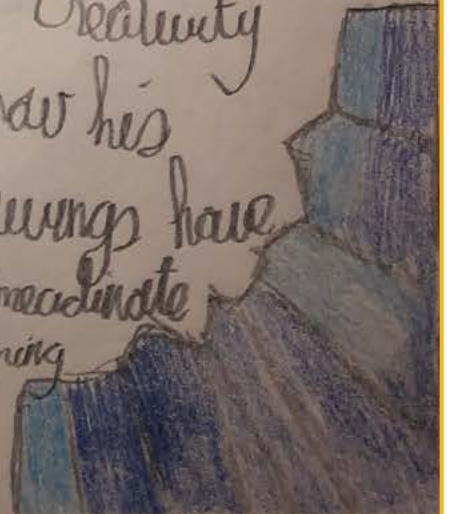



I like  
his use of

creativity

or how his  
drawings have  
no immediate  
meaning

Just a  
drawing that  
can let one's  
mind flow



Water &  
INK Testing on  
White Background




Getting  
Results




Mixing  
colors








**TEACHER ANNOTATION:** The student combined their primary sources in a number of ways to explore new ideas.



**TEACHER ANNOTATION:** The student has taken inspiration from their artist research (Friedensreich Hundertwasser) and appropriately used similar elements such as colour and pattern to explore some ideas and possibilities for their work.



## Teacher annotations using the success criteria

The annotations capture observations by the teacher, using the features of quality, with a view to establishing the level of achievement this work reflects. The annotations and judgments were confirmed by a Quality Assurance group, consisting of practising teachers and representatives of the NCCA, the Inspectorate, the State Exams Commission and the Junior Cycle for Teachers support service.

### Teacher annotations

The theme is evident throughout the work and the work is personal to the student. They have used items from their own home and interests as primary sources. However, this could have been better evidenced in the Visual Art sketchpad by using photographs.

The student has explored a variety of materials such as paint, pencil, chalk pastels, ink and has experimented with collage

The student combined their primary sources in a number of ways to explore new ideas

The work shows a good understanding of the elements of Visual Art

Critical and visual language is used throughout the work by the student to annotate and record their reflections

The student has taken inspiration from their artist research (Friedensreich Hundertwasser) and appropriately used similar elements such as colour and pattern to explore some ideas and possibilities for their work

Overall judgement:  In line with expectations